

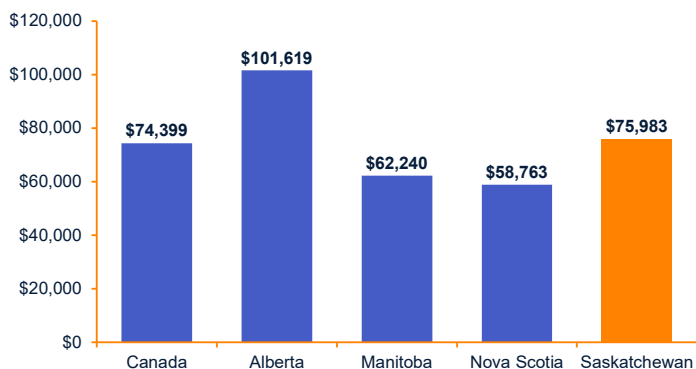
# Saskatchewan Technology Sector Labour Market and Economic Impact Initiative

## The Tech Sector in Saskatchewan: A Business Case



### Attractive Salaries

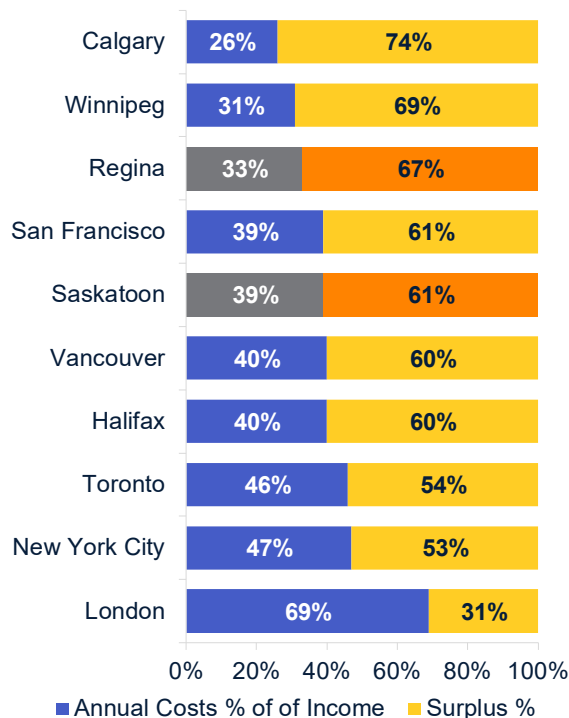
Average employment income in the Tech Sector, 2018



**\$76,000** Average income in the Tech Sector in Saskatchewan

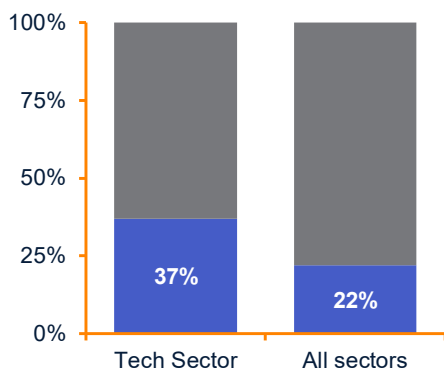
### Cost of Living

Annual expenses and surplus income as a percentage of annual wages earned by software engineers, 2018



Saskatchewan urban centres are well positioned in comparison to other global tech hubs when it comes to cost of living.

### High Educational Attainment



Workers with a university degree (bachelor or above), 2018

Educational attainment among workers in the Tech Sector is higher than average, with 37% holding a university degree.

### Promising Perspectives

**+3%**

Overall growth of Tech Workers in Saskatchewan between 2015 and 2018

**830**

New workers expected to be added in the top 3 IT positions between 2018 and 2022

**710**

New workers expected to be added in the top 3 health positions between 2018 and 2022

### Top occupations by number of employees added from 2018 to 2022



Computer programmers and interactive media developers



Pharmacists



Information systems analysts and consultants



Other medical technologists and technicians



Computer and information systems managers

Sources: Statistics Canada, Census of Population 2016; Statistics Canada, Labour Force Survey; Statistics Canada, Survey of Employment, Payrolls and Hours; Industry Canada, Financial Performance Reports, Industry Canada, Financial Performance Reports; Government of Saskatchewan, Key Economic Indicators Dashboard. May 2018 Metropolitan and Nonmetropolitan Area Occupational Employment and Wage Estimates, U.S. Bureau of Labor Statistics; Earnings and hours worked, region by occupation by four-digit SOC: ASHE Table 15, Office for National Statistics (United Kingdom); Totals may not sum due to rounding